

HARDWICK POST & BEAM



HOUSE DIARY

HARDWICK POST & BEAM



HOUSE DIARY


ARIZONA RAISING—WITH TEXT & PHOTOS BY HOMEOWNERS CHRIS & DAN.



Getting started



Septic tanks



Septic treatment

WEEKS 1–2 & 13

Our first holes and dirt, with work on the septic system and driveway.
The septic tanks are in!




Electric and phone trench



Chris, standing in the foundation hole.

WEEKS 14 & 18

Digging for the electric and phone. Yahoo! Digging the basement.
This is a serious hole. Reggie is our hero!



Front of foundation hole



Full foundation



Framed footers

WEEKS 19 & 20

The basement is completely excavated and ready for footers and block.
The footers for the basement are poured and the first course of block is up.

PO Box 225

Hardwick, Massachusetts 01037

413.477.6430

www.hardwickpostandbeam.com

HARDWICK POST & BEAM



HOUSE DIARY

ARIZONA RAISING—WITH TEXT & PHOTOS BY HOMEOWNERS CHRIS & DAN.



Radiant heat work



Final radiant tube layout



Basement slab

WEEK 21

We had a busy week. The septic system is finished and covered. More digging for the electrical and phone. The radiant heating tubes went in for the basement and the slab was poured. Things are moving right along.



Building the walls



Outside backwall

WEEK 23

The basement is taking shape. Lots of pictures of the construction and walls. We even got our first window.



Completed basement / interior



Water storage

WEEK 24

The basement is done! Also completed the digging and installation of the water storage tank.

PO Box 225

Hardwick, Massachusetts 01037

413.477.6430

www.hardwickpostandbeam.com

HARDWICK POST & BEAM



HOUSE DIARY

ARIZONA RAISING—WITH TEXT & PHOTOS BY HOMEOWNERS CHRIS & DAN.



Back filled



Back filled—garage side

WEEK 25

Waterproofing started today, along with our first snowflakes of the season. We are ordering the windows and doors and checking in on the timber framers in Massachusetts.



Hoisting



Sub-floor from basement

WEEK 26

Lots of activity in the past week. Supposedly half of the timber frame is on the truck and headed for AZ with another truck load following soon after.



26 foot beams



Back deck pillars



Garage stem wall back

WEEKS 28 & 34

More digging and footers (decks, garage). Great news, the timber frame arrived on schedule! We are hoping that it will start going up this week.

PO Box 225

Hardwick, Massachusetts 01037

413.477.6430

www.hardwickpostandbeam.com

HARDWICK POST & BEAM



HOUSE DIARY

ARIZONA RAISING—WITH TEXT & PHOTOS BY HOMEOWNERS CHRIS & DAN.



Bent 1 assembly



Bent 1 complete

WEEK 35

A lot happened last week. All of the bents comprising the skeleton of the timber frame are complete. The bent for the back wall of the house was laid out, assembled and pegged.

Then the other 4 bents were laid out and assembled on top of the previous one, ending with a stack of 5. On Monday, the crane will pick the top bent off the stack and set it into place on the subfloor as the front wall.

The next 4 will go up sequentially working toward the back wall of the house. Dave, Bob and crew did a great job putting everything together. It looks wonderful. Not a single nail, screw or metal fastener has been used on the frame—pretty cool!

The masons finished up this week with the garage and deck block and also applied stucco to all block as the final coat. Definite progress!



Bent 1 pre-pegs

PO Box 225

Hardwick, Massachusetts 01037

413.477.6430

www.hardwickpostandbeam.com

HARDWICK POST & BEAM



HOUSE DIARY

ARIZONA RAISING—WITH TEXT & PHOTOS BY HOMEOWNERS CHRIS & DAN.



Bent 1 (front wall)



Hammer beam



Lifting bent 2

WEEK 36

WOW! The timber frame raising went great. Since Monday was Martin Luther King holiday, I was able to spend the whole day watching and taking photos and videos.

It was extremely cool. I was so excited that I jumped on the reach forklift at the end of the day, was hoisted 60+ feet in the air, and took some aerial photos—all while being scared to death.



Raising bent 3


PO Box 225

Hardwick, Massachusetts 01037

413.477.6430

www.hardwickpostandbeam.com

HARDWICK POST & BEAM



HOUSE DIARY

ARIZONA RAISING—WITH TEXT & PHOTOS BY HOMEOWNERS CHRIS & DAN.

WEEK 36—CONTINUED



Lifting bent 5



Placing bent 3



Leaping Dave



All bents from the air



All bents from the back



All bents with crossbeams

PO Box 225

Hardwick, Massachusetts 01037

413.477.6430

www.hardwickpostandbeam.com

**HARDWICK
POST & BEAM**



HOUSE DIARY

**ARIZONA RAISING—WITH TEXT & PHOTOS
BY HOMEOWNERS CHRIS & DAN.**

WEEK 36—CONTINUED



Hammerbeam detail



Frame, side view



Homeowners Chris and Dan and view of Mt. Humphreys



Rafter detail

PO Box 225
Hardwick, Massachusetts 01037
413.477.6430
www.hardwickpostandbeam.com

**HARDWICK
POST & BEAM**



HOUSE DIARY

**ARIZONA RAISING—WITH TEXT & PHOTOS
BY HOMEOWNERS CHRIS & DAN.**

WEEK 36—CONTINUED




Another view of hammerbeam



Floor joists



Completed frame



Brace detail

PO Box 225

Hardwick, Massachusetts 01037

413.477.6430

www.hardwickpostandbeam.com

HARDWICK POST & BEAM



HOUSE DIARY

ARIZONA RAISING—WITH TEXT & PHOTOS BY HOMEOWNERS CHRIS & DAN.



Garage floor



Basement beam support

WEEK 37

The garage slab has been poured and is ready for cars. The timber frame was scrubbed for 5 days and looks clean and sparkling.

We are eagerly awaiting the structural insulation panels and having the house closed in. Dan met the Flagstaff police—they were driving by the site and stopped for a tour.

The officer even gave Dan his card and asked for us to call him when it was done so he and his wife could come over for dinner. Dan does have that shady look about him.



Completed frame

PO Box 225

Hardwick, Massachusetts 01037

413.477.6430

www.hardwickpostandbeam.com